



Catechesis Guide

How to Link Child's Account to Parent/Guardian



Good afternoon,
CATCH P3 Tester
Fri Sep 15 2023, 4:47:25pm

[myProfile](#) [myBookings](#)

What would you like to do today?

New: See [Mass Schedules](#)

Mass Schedules	Mass Intentions New
Bulletin	Catechesis New
Events Hub	Pray for APC
Forms New	Commune Coworking New


Step 1:

Head to the mycatholic.sg and log into your **child's** account

Select **Catechesis**

Welcome, **test!**

UNREGISTERED



You're not currently enrolled in any parish.

What would you like to do?

ADD PARENT **BACK TO HOME**

Step 2:
Click on **Add Parent**

You are on a **Child** account.

Instructions

This utility allows you to link a Guardian account with a Child account. Please follow the steps below to get started.

- 1** Generate access code (Child)
First, **Generate and copy** an access code on the **Child** account on this menu. Any older codes are invalidated. The new code expires in 24 hours.
- 2** Enter access code (Guardian)
Next, **paste and Check** the same access code the **Guardian** account on this menu. Only one Guardian account per Child account is allowed.
- 3** Access CATCH features (Guardian)
Then, on the **Guardian** account, select the Child's name from the dropdown box in the CATCH menu. This allows you to act on behalf of the Child.

Generate Access Code
Please copy the code once it is generated. This is the only time it will be visible.

64TP7NG3 **Generate**

Select code to copy.

Step 3:
Click on **Generate** to create an access code and select the code to copy it

Generate Access Code

Please copy the code once it is generated. This is the only time it will be visible.

64TP7NG3 **Generate**

Code copied!

Once code is selected, it will be **automatically copied**



Good afternoon,
CATCH P3 Tester
Fri Sep 15 2023, 4:47:25pm

[myProfile](#) [myBookings](#)

What would you like to do today?

New: See [Mass Schedules](#)

Mass Schedules	Mass Intentions New
Bulletin	Catechesis New
Events Hub	Pray for APC
Forms New	Commune Coworking New

Step 4:

Log into your own account and select Catechesis

Catechesis e-Service

Welcome, **CATCH P3 Tester!**

Current Child:

UNREGISTERED

Church of St Vincent de Paul

Your child is not currently enrolled in any parish.

What would you like to do?

ADD CHILD	REGISTER
BACK TO HOME	

Step 5:

Click on **Add Child**

Family Setup

You're on a Guardian Account

Part 1 — Guardian Particulars

Name:

What's your relationship to the child?:

Please upload documentation certifying that you are the Legal Guardian of this child
Max file size is 500kb. Supported file types .jpg, .png, and .pdf.

Part 2 — Link with Child Account

Step 6:

Fill in details and upload proof of custody (e.g., Birth Cert), then click **Next**



Family Setup

You're on a Guardian Account

Part 1 — Guardian Particulars

Part 2 — Link with Child Account

To link your Guardian Account with a Child account, please follow the steps below.

- 1 Get your child's account
- 2 Go to  Catechesis >  Guardian Setup on you child's account
- 3 Follow the steps to generate an access code.
Note: The access code will expire in 24 hours.
- 4 Copy the access code from your child's account
- 5 Return to this screen and enter the access code generated

Step 7:

Paste the previously copied access code and click **Verify**



Successfully linked!

This pop-up will appear once the accounts are linked

This function will now allow the Parent/Guardian to perform actions on behalf of the child.

Head to mycatholic.sg to register your child for Catechesis!

